



thinklink

product overview



the why


[90% of workers](#) who have a mentor report being happy in their job.

But the difficulty with mentoring comes when we look at organising mentoring programmes in the workplace. When your L&D team is already time-strapped and coordinating mentorships involves a lot of admin hours, it can be a difficult feat.

As such, we created ThinkLink, a plugin that sits in the heart of your LMS to ease new connections across your business for a range of use cases.



key benefits



Highly configurable

ThinkLink gives you freedom to create the connection types. You can control access and edit options for a fully customised experience.



Search by skills

Users can search for mentors, coaches and buddies via a list of pre-defined skills set by you. This allows them to find the best fit.



Log updates

The diary and log function allows mentor and mentee to add updates which can be viewed by managers to best keep track of progress.

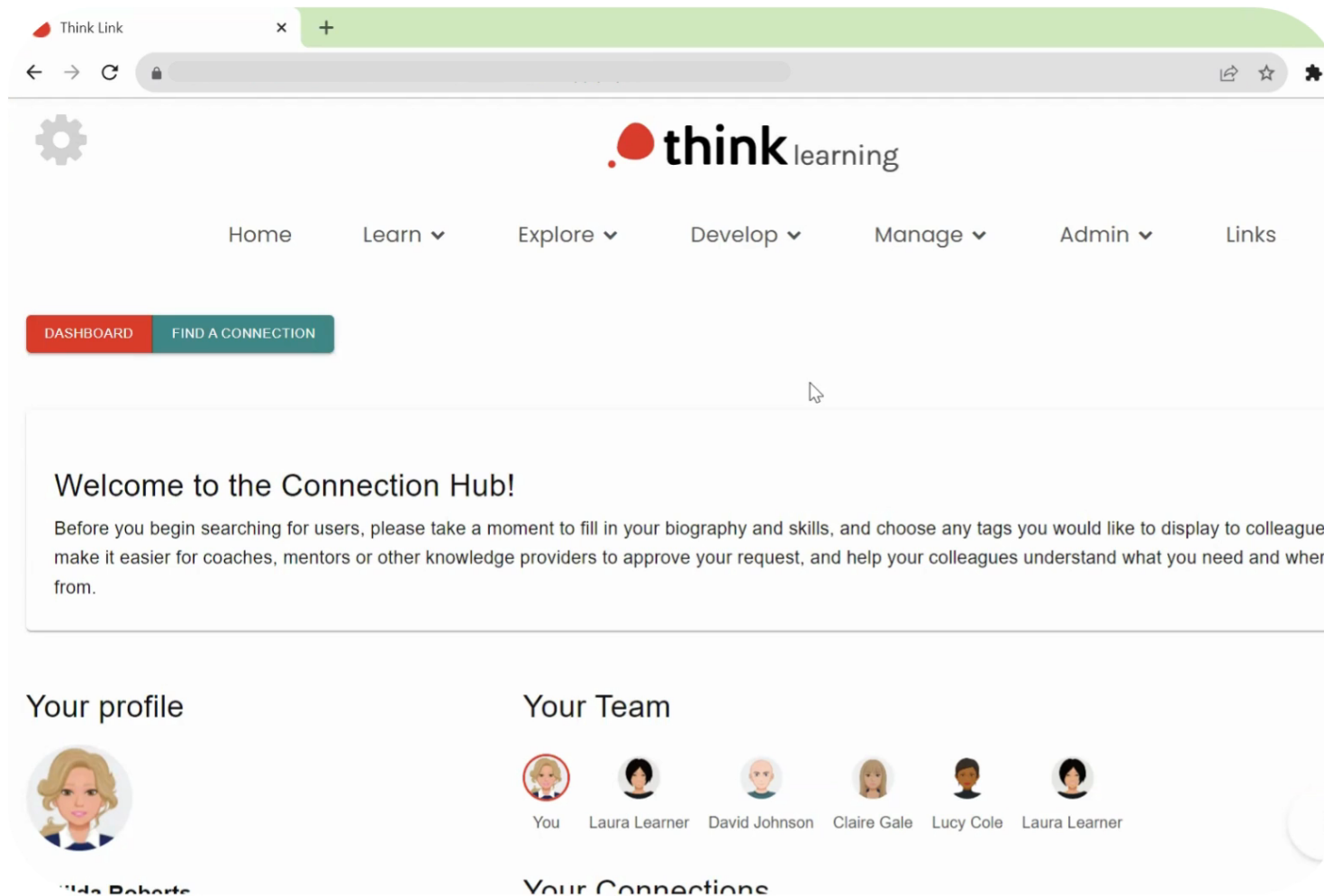
how it works

When you integrate ThinkLink into your LMS, you will be given the option to create a connection type. You can edit all aspects of this connection type to suit your specific needs.

You're able create:

- A mentoring programme
- A coaching or buddying system
- An onboarding training process
- Return to work programmes

search for a connection



Set a pre-defined list of skills that your mentees (or other) can add to their profile.

Then, when it comes to finding the right connection, users can search based on a set skill.

request a connection

When your user has found a good fit for them, they can then request the connection.

As easy as adding a connection on social media, the potential mentor, buddy or coach will be sent a notification and the user will be added to their 'pending' connections list.

The screenshot shows a web application interface with a navigation bar at the top containing a gear icon, 'Home', 'Learn', 'Explore', 'Develop', 'Manage', 'Admin', and 'Links'. Below the navigation bar is a red horizontal bar. The main content area is titled 'Perfect Matches' and displays two user profiles side-by-side.

Profile 1: Luca Russo
City: London
Department: Surgery
Skills: Analytical thinking, Attention to detail, Patient care, Presentation skills
Tags: 5-10 years, ASD
I am Luca Russo, a theatre nurse with a wealth of experience in surgical setting ...
REQUEST CONNECTION

Profile 2: Nicholas Lewis
City: Cardiff
Department: Commercial
Skills: Analytical thinking, Customer feedback analysis, Data interpretation, Data visualisation, Information gathering, Market research, Sales strategy
Tags: 5-10 years, PRINCE2
I am Nicholas Lewis, a commercial and marketing manager. With a strategic mindset ...
I am Nicholas Lewis, a commercial and marketing manager. With a strategic mindset and a deep understanding of market

log updates

The screenshot shows a web browser window with the Think Learning logo and navigation menu. The main content area is titled 'Welcome to the Connection Hub!' and includes a message about profile completion. Below this, there are sections for 'Your profile' (with a user avatar) and 'Your Team' (with a list of team members: You, Laura Learner, David Johnson, Claire Gale, Lucy Cole, and Laura Learner). The URL bar shows the demo link: //demo.think-devzone.co.uk/local/think_link/think_link_app.php#/. The interface is clean and modern, with a light green and white color scheme.

Think Link

think learning


Home Learn ▾ Explore ▾ Develop ▾ Manage ▾ Admin ▾ Links

DASHBOARD FIND A CONNECTION

Welcome to the Connection Hub!

Before you begin searching for users, please take a moment to fill in your biography and skills, and choose any tags you would like to display to colleagues. make it easier for coaches, mentors or other knowledge providers to approve your request, and help your colleagues understand what you need and where from.

Your profile



Your Team

You Laura Learner David Johnson Claire Gale Lucy Cole Laura Learner

//demo.think-devzone.co.uk/local/think_link/think_link_app.php#/ Your Connections

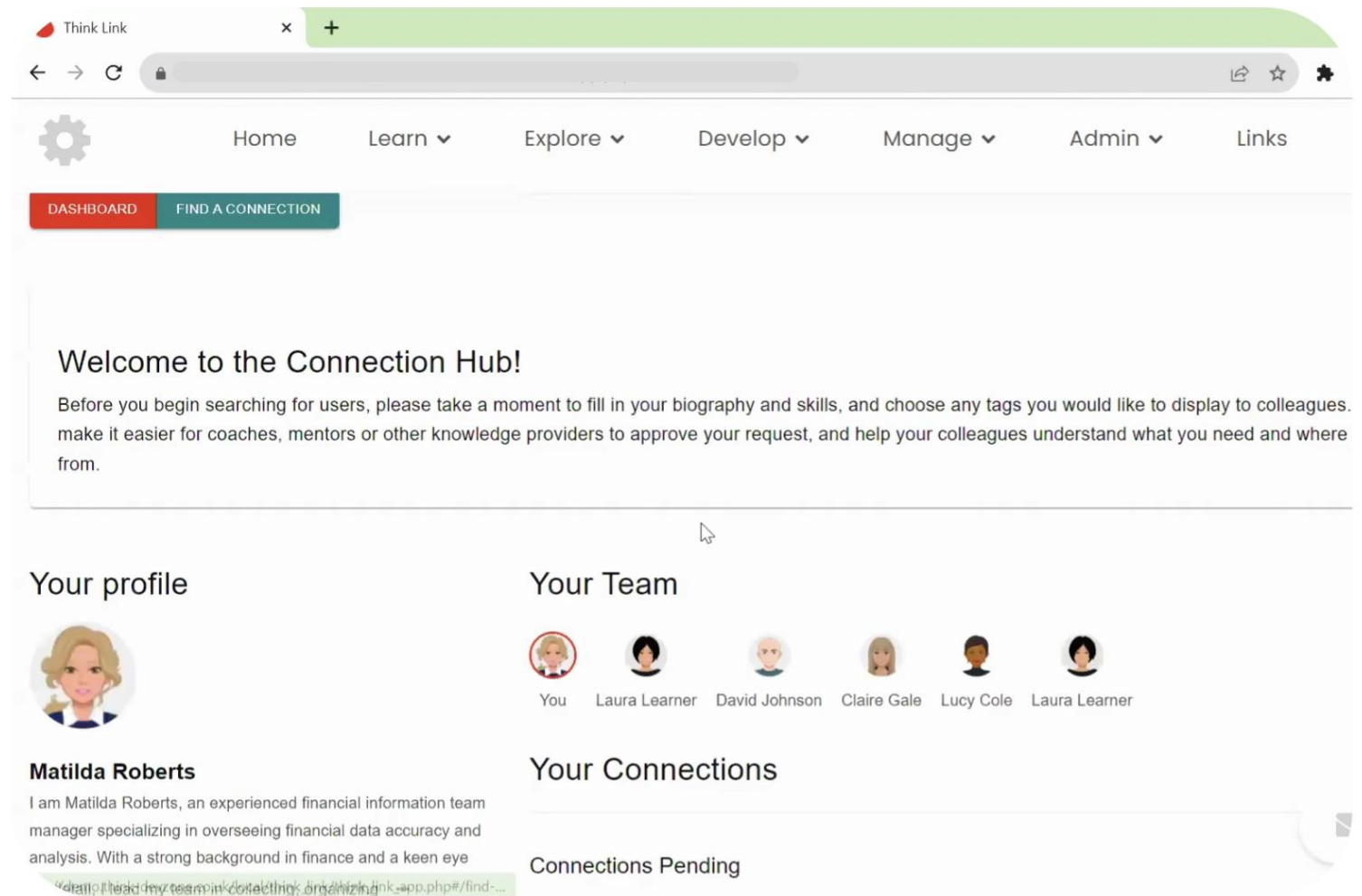
Once your connection is set up, users can access the log to add in any updates.

This helps them, and their managers, keep track of progress and evidence impact.

view all connections

Users can navigate to the ThinkLink dashboard to see all of their pending and established connections in one simple view.

This makes it easy to manage progress and updates.





Next steps...

To learn more about ThinkLink and getting this plugin set up in your LMS, get in touch!

hello@think-learning.com

Read the [full terms and conditions here](#).